

WELCOME

Guide book to our home and the surrounding area



THE FERNWEH HOUSE

WELCOME TO OUR HOME!



Thank you for choosing to stay with us! We are excited to welcome you to the The Fernweh House.

We invite you to browse through our welcome book, where you can find all the information about the house and about our favorite local places to visit!

If you have any questions or need anything at all during your stay please don't hesitate to contact us by phone or text 310-990-5702.

Enjoy your stay!

Kate & Nicole

TLDR

TLDR stands for "Too Long; Didn't Read." While we've provided detailed information about our home to help you make the most of your stay, if you only have time to read one page, this is it. We still recommend going through the entire guide for the best experience during your visit!



WIFI

Network:

Guest Wifi - Fernweh House

Password: (No Password)



ADDRESS

4496 E Rocky Run Lane

Oconto, WI 54153



HOUSE RULES

- No smoking
- No pets
- No extra guests
- Quiet hours 10PM -7 AM



CHECK-OUT

- Check out is at 11am
- Turn lights off
- Lock doors on the way out
- Run dishwasher
- Empty trash



FIREPLACE

Do not use without reading instructions in section 6 of this booklet. - **Seriously-**



CONTACT

Host (Kale) cell:

310-990-5702



Follow Us

Stay updated on our promotions and giveaways by following us on Instagram and Facebook @thefernwehhouse.



REVIEWS

If you enjoyed your time with us, please leave us a review. We'd love to hear from you!



Hello

WE'RE KALE & NICOLE

We are the proud owners of The Fernweh House. In 2020 we had a dream to create a tranquil haven where our family and friends could escape the hustle and bustle of daily life, reconnecting with each other and nature in a serene setting.

Kale, having grown up in the area, often refers to it as "The Shire of the Midwest" – with its rolling hills, quaint farmlands, and a slower, contented pace of life. Our love for this idyllic region runs deep, and we are thrilled to share the beauty and tranquility of it with others. Join us in experiencing the unique charm of this beloved part of Wisconsin, where each visit rejuvenates the spirit and deepens connections with those we hold dear.

MEET
YOUR
HOSTS



Table of CONTENTS

- 01 WIFI INFORMATION
- 02 CHECK-IN DETAILS
- 03 HOUSE RULES
- 04 ELECTRONICS
- 05 APPLIANCES
- 06 WOOD-FIRE AMENITIES
- 07 FOOD + DRINK
- 08 ABOUT THE AREA
- 09 LOCAL DAY TRIPS
- 10 ACTIVITIES
- 11 CHECK-OUT DETAILS
- 12 WHERE DID YOU GET THAT?
- 13 EMERGENCY INFO
- 14 OUR CRAFTSMAN



CONNECT TO THE WIFI



WIFI NAME

*Guest Wifi -
Fernweh House*



PASSWORD

There is no Password

"Fernweh" is a German term that describes an intense longing for distant places or a deep desire to travel and explore faraway lands. It translates to "farsickness," essentially the opposite of homesickness.



CHECK-IN

Check-in: 3pm | Check out: 11am

DIRECTIONS & PARKING

From Green Bay, WI:

- Start: Head north on I-43 N from Green Bay.
- Merge: Take exit 192B to merge onto US-41 N toward Marinette.
- Continue: Stay on US-41 N for about 29 miles.
- Turn Left: Turn left onto County Road J.
- Turn Left: Turn left onto Rocky Run Lane.
- Arrive: Continue on Rocky Run Lane until you reach 4496 E Rocky Run Lane. There is a sign out front.
- You will go straight down the gravel driveway with oak trees on each side.

There is space for 3 cars to comfortably park on the gravel driveway. DO NOT park on the grass. Additional cars may park on the street and walk down the gravel driveway.

Additional notes: Check in time is any time after 3pm. Please message us if you are going to arrive earlier and we may be able to accommodate you.



02

SMART LOCK

DIRECTIONS

Unlocking the Door:

Enter your provided access code on the digital keypad touchscreen and then press enter or unlock.

Locking the Door:

When exiting, simply tap the keypad where the Yale logo is located. This action activates the locking mechanism and secures the door behind you. **The door will also lock automatically 5 minutes after closing. Make sure to share your code with your other guests so they don't get locked out!**

You can find video instructions on how to use the smart lock to gain entry The Fernweh House using the QR code below:



02

HOUSE RULES

These are the house rules we ask that you abide in and on our Airbnb premises.



- Only the number of guests listed on the reservation are permitted at the house.
- Don't smoke. Guests: Please don't smoke. This covers using tobacco, marijuana, e-cigarettes, vapes and other substances. There is a \$1000 fine for doing so.
- Please refrain from altering or removing a security or monitoring equipment that has been duly authorized and disclosed.
- Please maintain this place as if it were your own house! Please do not take anything from the house that you did not bring with you. These are our treasures and have sentimental value.
- Quiet hours are from 10PM - 7AM. Please respect our neighbors.
- No pets allowed. There is a \$1000 fine for bringing an unauthorized pet.



04

ELECTRONICS



SAMSUNG SMART TV

This TV is designed to resemble a piece of art when not in use. To turn it on, use the remote control or press the power button. To turn it off completely, press and hold the power button; otherwise, it will enter Art Mode. You can access streaming apps like Netflix using the arrow keys on the remote, but please note that guests will need to use their own subscriptions for these services. **However, we do provide live TV through the Tablo app, where you can catch Green Bay Packers games.** For volume adjustments or changing settings, use the appropriate buttons on the remote.

SONOS SPEAKERS

Connecting Via Bluetooth. You can also play using the in house system describe on the next page.



SMART TOILET

While this toilet needs a remote to operate, its a dream for your tush once you learn to use it!






CONTROLLING TEMPERATURE / MUSIC / LIGHTS

The Fernweh House masterfully combines modern convenience with luxurious comfort. As a fully integrated smart home, you can control every light and music setting from a single device in the kitchen, making it easy to tailor the ambiance to any occasion. Opt for a soft, glowing atmosphere with smooth jazz for dinner parties or switch to a soothing under-the-sea theme with blue lighting and ocean sounds for a relaxing evening. To access scenes, select the "Scenes" icon on the display, and we recommend pressing any scene you would like to activate 2-3 times with about 5 seconds between presses to ensure everything runs as intended. There is sometimes a lag period. For music, tap the "Music" icon, and you'll find a variety of preloaded thematic stations that you're welcome to use for free. This switch also manages the house's temperature and you can easily turn all the lights on and off in the house. If you need help using the control, a guide is available via the QR code.



04



THE BLUE ROOM & THE GREEN ROOM

This home uses an Ecobee smart thermostat with temperature sensors in multiple rooms, including both bedrooms. The thermostat calculates the temperature based on the average of all occupied rooms.

How It Works:

- If you set the thermostat to 70°F, Ecobee will heat or cool the home until the average temperature of the occupied rooms reaches that target.
- Example: If the Green Room (downstairs bedroom) is 73°F and the Blue Room (upstairs bedroom) is 67°F, the average is 70°F. The system will consider the home at the correct temperature and stop adjusting.
- If a room is unoccupied, its temperature is not included in the average.

Bedroom-Specific Notes:

- When both bedrooms are occupied the Green Room tends to be warmer in the winter due to in-floor heating, and cooler in the summer.
- The Blue Room can run cooler in the winter. A space heater is provided to help warm this room which reduces the temperature difference between the bedrooms. This allows the thermostat to reach the target temperature more evenly—preventing the Green Room from becoming overheated while keeping the Blue Room comfortable.

THERMOSTAT

APPLIANCES

05



INFRARED SAUNA

Please use a towel & robe when in the Sauna. Also please watch guide for detailed instructions.



COFFEE MAKER(S)

Every good day starts with a good cup of coffee.



COOKTOP & OVEN

Not as obvious to use as one would guess. Pots and pans are on the left. Bowls, baking sheets, racks, and cutting boards on the left



LAUNDARY

Washing clothes before you go home makes unpacking much easier.



MICROWAVE

Don't worry, everyone asks "Where is the microwave?"



OTHERS

Please feel free to use all other plug in appliances in the home. Some have directions attached to them or in their box alongside them. Please don't misplace these.

SAUNA

Infrared saunas use deep-penetrating heat to promote relaxation, improve circulation, relieve muscle and joint pain, and support weight loss by boosting metabolism and burning calories. They also aid in detoxification and operate at lower temperatures for a more comfortable experience.



Preparation

- Drink water before your session.
- Press the power button, set the temperature to 140°F-160°F
- Set the timer to 60 minutes. The sauna takes about 45 minutes to preheat; the heat will turn off when the timer hits zero.
- Press the “Exterior & or Interior Lights” button to turn the lights on.

Ready to Sweat

- Wear a provided robe and place a towel on the bench.
- (optional) Pair your device via Bluetooth with the integrated audio system.
- Enter sauna and sit down on the bench.
- Increase the duration timer to your preferred length.
- Adjust the Chromotherapy lighting with the small remote as desired.

During the Session

- Relax. Enjoy the infrared heat.
- Start with 20-30 minutes for beginners. If you need a break step out for a few minutes and reenter. Listen to your body.

Post-Session Cool Down

- Step out and cool down gradually.
- Drink water to replenish fluids.
- Take a cool shower to help close pores and rinse off sweat.



FIREPLACE

READ INSTRUCTIONS CAREFULLY AND WATCH THE VIDEO LINKED IN THE QR CODE BELOW BEFORE USING THE FIREPLACE.



- Open the flue on the back of the fireplace. The open position is when the toggle is parallel with the pipe.
- YOU MUST Open a living room window a crack.

IF YOU DON'T DO THESE TWO THINGS YOU WILL FILL THE HOUSE WITH SMOKE!

- Build fire in the shape of an A (see picture below). **USE ONLY PROVIDED WOOD.** This is a dry hardwood that will keep smoke & sparks to a minimum and keep the home safe.
- Light your fire using matches provided on the bookshelf. You may need additional fire starter sticks, but do not use more than 2 to get your fire started. Use the Leather gloves and poker to move the wood as needed to keep the flames going.
- Do not over stack the fireplace. You should never have more wood in it than what is show in the photo below.
- The fireplace and pipe will get hot quickly. **Do not touch it with your bare hands.** Use the poker and the gloves to rearrange the logs as they burn and add more firewood as needed.
- Once the fire is completely done burning you may close the flue by turning it perpendicular to the pipe.
- Do not empty the ashes out of the fireplace. The housekeepers will manage using a special vacuum.



HOT TUB

READ INSTRUCTIONS AND WATCH THE VIDEO IN THE QR CODE BEFORE USING THE HOT TUB.



1. Fill the Tub

- Close drain valve (perpendicular to pipe).
- Turn left valve by hillside to fill from bottom. Fill to 6–8 in. from top (~40 min).
- Do not start fire until tub is full - it will damage the firebox.

2. Start the Fire

- Remove stove lid.
- Paper/fire starter → kindling → medium logs.
- Light, let kindling catch, then add larger logs.

3. Heat the Water

- Partially replace stove lid with a gap for air.
- Keep a small, steady flame. Stir water often for even heating.
- Water reaches 95–105°F in 90–120 min.
- To prevent overheating, stop adding wood at ~90°F (heat will rise to ~104°F).
- Cover with the black thermal cover to speed heating - keep cover clear of firebox.

4. Soak

- Stir every so often to ensure the water heats evenly.
- No bubbles, oils, soap, or bath products. It will damage the wood.

5. After Use

- Let fire burn out. DO NOT DRAIN. The cleaners will take care of this. Put the cover back on. Water can be reused for up to 5 days.
- Right valve = garden hose for rinsing tub before filling and after draining.

Lights: The switch is by the steps to the river.

(Available for use Mid April - Early November)



FIREPIT

The fire pit area is designed for both relaxation and cooking. Built into the fire pit is a metal cooking box that can be used with either wood or charcoal. This versatile setup allows for open-fire meals, from slow-smoked dishes to simple grilled favorites, while still serving as a cozy gathering spot for warmth and conversation.

- **Firewood:** You're welcome to use the stacked wood in the corner where the trees meet (often covered with a tarp to protect it from rain).
- **Kindling:** Twigs or small sticks from the ground work great to get a fire going. You can also use newspaper or a fire starter.
- **Building a Fire:**
 - Make a small pile of tinder and kindling in the center.
 - Stack two logs parallel on the ground around it, then two more perpendicular on top (like Lincoln Logs).
 - Keep alternating layers 3–4 high to form a cabin with an open core.
 - Leave space for airflow so the kindling lights the logs.
 - Ignite the tinder; flames spread upward and catch the stacked logs.
- **Cooking:**
 - Once your logs have burned down, move them into the metal cooking box and let them cook down to hot, glowing coals.
 - You can use either charcoal or wood coals for cooking.
 - The stainless steel grill grate is provided for your use - please brush it clean after cooking.
 - For best flavor, use hardwoods like oak, apple, or hickory (not provided on-site).
- **Fire Safety:**
 - Never leave an active fire unattended.
 - When you're done for the night, make sure there are no flames. If coals are nearly out, you can let them burn down naturally.
 - Avoid building a fire in very windy conditions.
 - Avoid spilling oil or grease on the concrete around the fire pit - it will stain. Use foil or a pan when cooking to keep things clean.



COFFEE

05

Drip Coffee

Drip coffee is brewed by slowly pouring hot water over ground beans in a filter, resulting in a clean, balanced cup. It has a smooth, crisp flavor that highlights the subtle notes of the beans. Compared to methods like French Press, drip coffee produces a lighter and less intense brew, making it ideal for those who prefer a milder, easy-drinking coffee that still showcases the coffee's unique characteristics.

1 Grind Coffee Medium grind your desired number of cups of coffee using guide on the grinder.	2 Check Water Check the water reservoir in the back to ensure it's full.
3 Filter Place coffee filter into the coffee basket.	4 Pour Grounds Pour coffee grounds into the coffee filter.
5 Press Press the power button, then the coffee pot, then the number of cups you'd like, finally the big center button.	6 Pour Once the coffee is done brewing pour the coffee into your cup and enjoy! But don't forget to clean up after you're done.

*Note: A cup of coffee is a 6 oz cup.



Coffee Filters are in the drawer below the coffee nook.

COFFEE

05

Pour Over

1 Grind Coffee Coarsely grind 21g of coffee. Use the scale to be precise. Pour grounds into the press.	2 Pour Water Heat up water to 200 F. Pour 50g of water over the grounds. Wait 30 seconds.
3 2nd Pour Pour 200 of water over the grounds. Use a spoon to stir it so all grounds are wet.	4 3rd Pour Once the last pour is mostly through Pour 100g of water over the grounds.
5 Remove Filter Once the water has drained remove the filter.	6 Pour Coffee Pour the coffee into your cup and enjoy! But don't forget to clean up after you're done.

Pour-over coffee is made by manually pouring hot water over ground beans in a filter, allowing precise control over the brewing process. This method yields a clean, bright cup with a full, nuanced flavor profile that accentuates the coffee's complexity. The result is a more delicate, aromatic brew compared to other methods, ideal for those who appreciate the intricate flavors and aromas of high-quality coffee.



Coffee Filters are in the drawer below the coffee nook.

French Press

A French press is a straightforward coffee maker that steeps coarse grounds in hot water, using a plunger to separate the liquid from the grounds. This method produces a rich, full-bodied coffee with a strong, bold flavor. The mesh filter allows natural oils and fine particles to remain, enhancing the coffee's aroma and texture.

1 Grind Coffee Coarsely grind 45g of coffee. Use the scale to be precise. Pour grounds into the press.	2 Pour Water Heat up water to 200 F. Pour 100g of water over the grounds. Wait 30 seconds.
3 2nd Pour Pour 700g of water over the grounds. Use a spoon to stir it so all the grounds are wet.	4 Seal Pot Press the plunger down to the water level and close the lid. Let steep for 4-5 min.
5 Filter Press the plunger all the way down with one slow move. Press slowly and don't rush.	6 Pour Coffee Pour the coffee into your cup and enjoy! Don't forget to clean up after you're done.



FOOD & DRINKS

These are the list of our food and beverage recommendations in general area that we think you might love to dine at while you enjoy your stay at The Fernweh House .

THE BROTHERS THREE PIZZA

They serve a unique style of pizza that's a true Northern Wisconsin specialty, and it's all about the cheese. Their pizzas feature a crispy, thin crust loaded with toppings and then absolutely smothered in cheese. We're talking about a cheese lover's dream - more cheese than you'd find in most other pizza styles, creating a gooey, melty masterpiece. The supreme is our personal favorite, with a perfect blend of toppings buried under a generous layer of cheese. Pro tip: call and order ahead so your pizza is ready when you arrive.

106 Superior Ave Oconto, WI 54153 // Price \$



FALLS FAMILY RESTAURANT

This is one of our favorite breakfast spots in the area. We eat here at least once a week! It's a local greasy spoon dinner with a friendly vibe. The menu is packed with classic American comfort food, and you have to try their Stuffed Hashbrowns - they're our personal favorite. And if you're around on a Friday, their fish fry is one of the best. Just a heads up, they don't serve alcohol, so plan accordingly. People love the generous portions, the prices are VERY reasonable, and the service is always top-notch.

158 N Main St, Oconto Falls, WI 54154 // Price \$



THE SHELL STATION BROASTED CHICKEN

We know what you're thinking... great chicken at a gas station? Trust us, the Shell station in Oconto, serves up some of the best broasted chicken in the state. Broasted chicken, if you're not familiar, is a magical cooking method that combines pressure cooking and deep frying. The result? Chicken that's insanely crispy on the outside and unbelievably juicy on the inside. And don't even get us started on the potato wedges - crispy on the outside, soft on the inside, and perfectly seasoned. So yes, it's a gas station, but believe us, it is that good. Also, you must call ahead - 920-834-5711

517 Smith Ave Oconto, WI 54153 // Price \$



FOOD & DRINKS

These are the list of our food and beverage recommendations in general area that we think you might love to dine at while you enjoy your stay at The Fernweh House .

THE WOODEN SHOE

This place is a local favorite, and for good reason. Their menu has a great variety of comfort food, but what really stands out is their Bloody Mary selection. They even have a loaded Bloody Mary that's so massive it takes three adults to finish! That is only served on Sunday's though. The atmosphere is laid-back sports bar vibe, making it a perfect spot for catching up with friends over beers or enjoying a hearty meal.

100 W Main St, Lena, WI 54139 // Price \$\$



CHIVES

With a focus on locally sourced, farm-to-table goodness, and a menu that changes with the seasons, you're always getting the freshest stuff. The vibe inside is super cozy with a nice mix of rustic and modern touches, perfect for a casual night out or a special occasion. It's a bit pricier than other spots around here, but the quality of the food is top-notch and can easily compete with the best in big cities. Plus, their wine selection and craft cocktails are fantastic, and the staff makes you feel right at home.

1749 Riverside Dr, Suamico, WI 54173 // Price \$\$\$\$



THE IRON DUCK

This place feels like a perfect blend of California farm-to-table and classic Wisconsin pub food. The atmosphere is cozy and welcoming, with a touch of industrial chic that makes it great for any occasion. The menu is diverse and delicious, featuring everything from juicy steaks to fresh salads, and of course, there's duck on the menu. And if you're a fan of beer cheese soup, theirs is top-notch. Plus, their craft beer and cocktail selection is spot-on.

2525 Velp Ave. Green Bay, WI 54303 // Price \$\$\$



FOOD & DRINKS

These are the list of our food and beverage recommendations in general area that we think you might love to dine at while you enjoy your stay at The Fernweh House .

THE DAIRY BARN

The Dairy Barn in Lena is a must-stop for anyone craving a true Wisconsin-style ice cream experience - especially if you're brave enough to order a large. Their cones are comically oversized, towering scoops of hand-dipped ice cream that defy gravity and make every visit feel like a challenge (and a celebration). It's part roadside diner, part retro ice cream stand, with a menu full of comfort food classics. But let's be honest - you're here for the cone that could double as a meal... or a minor architectural landmark.
414 E Main St, Lena, WI 54139 // Price \$



THE DOCKSIDE TAVERN

Dockside Tavern in Oconto is a local gem that pairs classic Wisconsin comfort food with unbeatable waterfront views. Perched (yes, that is a fish pun) right on the breakwater, it's the perfect spot to unwind with a cold beer and a plate of crispy perch or walleye. The Friday fish fry is a standout - light, flavorful, and served with all the right fixings. The vibe is laid-back and friendly, with just enough nautical flair to remind you you're steps from the water. Whether you arrive by car or by boat, you'll feel right at home.
11302 Harbor Rd, Oconto, Wisconsin 54153 // Price \$\$



RUSTIQUE

Rustique brings upscale rustic charm to the heart of Little Suamico, delivering wood-fired flavors in a cozy, countryside setting. Housed in a beautifully restored chapel, the space feels both intimate and grand, with stained glass and soaring ceilings setting the tone. The menu leans hearty and satisfying - think artisan pizzas, perfectly roasted meats, and seasonal sides that elevate classic comfort food. Their wood-fired pizza is a standout, and the rotating specials often highlight local ingredients. A great wine list and thoughtful cocktails round out the experience.
13201 Velp Avenue Green Bay, WI 54313 // Price \$\$



GROCERY

07

WISCO MEATS

Just 2 miles away from the Fernweh House is Wisco Meats, a locally owned butcher shop specializing in fresh cuts, house-made sausages, and smoked meats. Their pre-marinated chicken breasts are packed with flavor, and the bratwurst selection comes in a wide variety of options. Steaks and other cuts are always available for quick evening grilling. Beyond meats, Wisco Meats also offers a stellar local cheese selection, including the quintessential Wisconsin cheese curds (if they don't squeak, they're not fresh).



5068 US-141, Oconto, WI 54153

BRUBAKER'S

Brubaker's Country Store in Lena is a hidden gem that blends old-fashioned charm with practical, everyday staples. Owned and operated by a Mennonite family, the store offers a wide range of bulk goods, fresh deli sandwiches, and homemade treats. Whether you're picking up pantry staples or enjoying a freshly made sandwich, Brubaker's offers a warm, authentic experience that's hard to find elsewhere.

3152 Co Rd A, Oconto, WI 54153



FESTIVAL FOODS

A vibrant and well-stocked grocery store known for its extensive selection and welcoming atmosphere. Alongside fresh produce and quality meats, they boast an impressive deli and a top-notch liquor store with a wide variety of wines, beers, and spirits. The friendly and helpful staff ensure you find exactly what you need, making every shopping trip a pleasant experience.

2348 Lineville Rd, Suamico, WI 54313




GROCERY

07

MAPLEWOOD MEATS

A premium butcher shop known for its high-quality meats and exceptional customer service. This family-owned business offers fresh, locally-sourced beef, pork, chicken, and specialty items like sausages and smoked meats. A highlight is their deli, packed with delicious meat sticks, a WI staple. Maplewood ensures every cut meets the highest standards, making it the go-to destination for meat lovers.

4663 Milltown Rd, Green Bay, WI 54313



WOODMANS

A massive, grocery shopper's paradise known for its extensive selection and unbeatable prices. This spacious store offers an impressive variety of fresh produce, meats, and dairy products, along with a vast array of specialty and international foods. The store operates on a no-frills, warehouse-style model, ensuring customers get the best deals. Cash / Debit / Discover Card Only.

2400 Duck Creek Pkwy, Green Bay, WI 54303

ABOUT THE AREA

The Fernweh House is located on this picturesque Oconto river, which is home to thriving populations of bass and trout, making it an ideal spot for fishing enthusiasts. Spring and early summer are especially popular for walleye fishing, as the river teems with activity during the walleye run. The region also features historical attractions such as the Copper Culture State Park, where visitors can explore artifacts from some of North America's earliest inhabitants. For those who enjoy the outdoors, the nearby Chequamegon-Nicolet National Forest provides extensive trails for hiking and nature exploration. Oconto is a charming blend of natural beauty and local history, providing a peaceful retreat for those looking to relax and immerse themselves in nature.



08

1. Breakwater Park - Oconto
2 - 3 The Oconto River



LOCAL DAY TRIP

WEQUIOCK FALLS

This small but beautiful waterfall cascades gracefully over a rocky ledge into a serene pool below. During the spring or after heavy rains, the falls are particularly impressive as the water flow increases dramatically. Accessible via a short walk from the parking area, the site features a viewing platform that provides visitors with a safe and unobstructed view of the waterfall and its lush surroundings.



CAVE POINT

A must-visit for nature lovers and adventure seekers. Renowned for its dramatic limestone cliffs along the Lake Michigan shoreline, the park offers stunning views of the turquoise waters crashing into the rocky coast. Visitors can explore the numerous hiking trails that weave through the park, offering opportunities to discover secluded coves and listen to the soothing sounds of the waves echoing in the underwater caves.



TITLE TOWN

Adjacent to the iconic Lambeau Field in Green Bay, is a vibrant area teeming with activities for all ages. Lambeau Field, home of the NFL's Green Bay Packers, is not only famous for its rich football history but also for offering year-round tours where fans can experience the Packers' legacy up close. The Titletown District itself enhances the experience with its sprawling public plaza, park, and year-round attractions including a large sledding hill in winter and an outdoor games area in summer.



LOCAL DAY TRIP

BREAKWATER PARK & HARBOR

Breakwater Park in Oconto offers a unique fishing experience with a gravel road extending over the water, allowing visitors to drive along the breakwater and enjoy expansive views of Green Bay. Known for species like walleye, perch, northern pike, and muskie, the breakwater provides an ideal fishing environment. Both boat and shore fishing can be rewarding, especially during peak seasons in spring and fall. The combination of scenic views and excellent fishing opportunities makes this spot a favorite for anglers and nature lovers.



BAY BEACH

A fantastic destination for families with kids is the Bay Beach Amusement Park in Green Bay. This historic park offers a variety of rides suitable for all ages, from classic carousels to thrilling roller coasters, all at very affordable prices. Besides the rides, the park features traditional amusement park games, concessions, and picnic areas, making it an ideal spot for a family day out.



PESHTIGO FIRE MUSEUM

The Peshtigo Fire Museum serves as a poignant reminder of America's deadliest wildfire, which occurred on October 8, 1871. This museum houses a collection of artifacts, documents, and photographs that detail the tragic event, coinciding with the Great Chicago Fire, but often overshadowed by it. Visitors can explore the restored church that survived the fire and view the mass grave site of over 1,000 unnamed victims.



LOCAL DAY TRIP

NEW ZOO & ADVENTURE PARK

Located just north of Green Bay, this zoo features a diverse collection of animals and an adventure park where kids can engage in activities like zip-lining and rope courses. The zoo is actively involved in conservation efforts, offering educational programs that are both fun and informative for children.



HERITAGE HILL STATE HISTORICAL PARK

Heritage Hill State Park is an engaging open-air museum with over 25 historic buildings and numerous artifacts showcasing northeastern Wisconsin's history. Visitors can explore periods from Native American settlements to early 20th-century farm life. With interactive exhibits, costumed interpreters, and hands-on activities, the park offers an educational and enjoyable experience for families. Seasonal events and live demonstrations bring history to life, making it a fun destination for all ages.



WHISPERING PINES

Just a 5-minute drive from the house, Whispering Pines is one of Wisconsin's most charming Christmas tree farms and a local favorite during the winter season. Guests can cut their own tree, take a scenic horse-drawn wagon ride through the pines, and warm up with hot cider by the fire. The festive gift shop is filled with ornaments, seasonal décor, and locally made gifts. On select weekends, Santa makes an appearance perfect for holiday photos and family fun. Whether you're tree shopping or just enjoying the atmosphere, Whispering Pines offers a cozy, nostalgic winter experience right nearby.


ACTIVITIES

MACHICKANEE FOREST HIKE

Discover this 6.7-mile loop trail near Oconto, Wisconsin. Generally considered an easy route, it takes an average of 2 h 14 min to complete. This is a popular trail for cross-country skiing, hiking, and running. Highlights include beautiful scenery, well-maintained paths, and workout-friendly hills. Challenges are muddy spots and occasional bugs.



Directions



COPPER CULTURE RIVER HIKE

Experience this 0.8-mile loop trail near Oconto, Wisconsin. Generally considered an easy route, it takes an average of 15 min to complete. This trail is great for birding and hiking, and it's unlikely you'll encounter many other people while exploring. Dogs are welcome, but must be on a leash. This trail loops through the woods and passes along the Oconto River. It passes under a thick timber canopy with plenty of opportunities to spot wildlife, butterflies, and an impressive diversity of plant life. It begins at the parking area near the museum and leads to the cemetery. Informative signs detail the landscape park features.



Directions

Fishing

10

If you're staying at The Fernweh House, you're just a short walk from one of northeast Wisconsin's most underrated fishing spots: the Oconto River. Quiet, tree-lined, and full of life, this stretch of water offers a peaceful change of pace - and some seriously impressive fishing. In fact the mounted walleye upstairs in the house was caught just downstream.

While most anglers head straight for the Bay of Green Bay, locals know that the river is where the real magic happens in early spring. As the ice melts, walleye move upstream to spawn and often stick around through summer. You don't need a boat or expensive gear to get in on the action — a simple rod, a few essentials, and a free morning is all it takes.

There are several public access points within a few minutes of the house. The area just below the Machickanee Flowage dam is especially popular, as are the bridge crossings and deeper pools nearby. If you'd rather have a pro lead the way, local guides are available and can provide everything you need.

Recommended Local Guide: Tim Mahar - 920-604-4169

Here's what you'll likely find in the river:

- **Walleye** – The star of the show in spring and fall. Found in big numbers below the dam, especially during the spawning run.
- **Smallmouth Bass** – A warm-weather favorite. These fighters love rocky structure and put up a good battle on light tackle.
- **Brown Trout** – Caught below the dam, especially in cooler water or during early morning hours. This stretch is also a great spot for fly anglers, with room to cast and trout that will rise for the right presentation.

Important: You'll need a Wisconsin fishing license, and the DNR requires you to carry a printed copy while fishing the river or nearby bay — digital versions aren't accepted in this area.



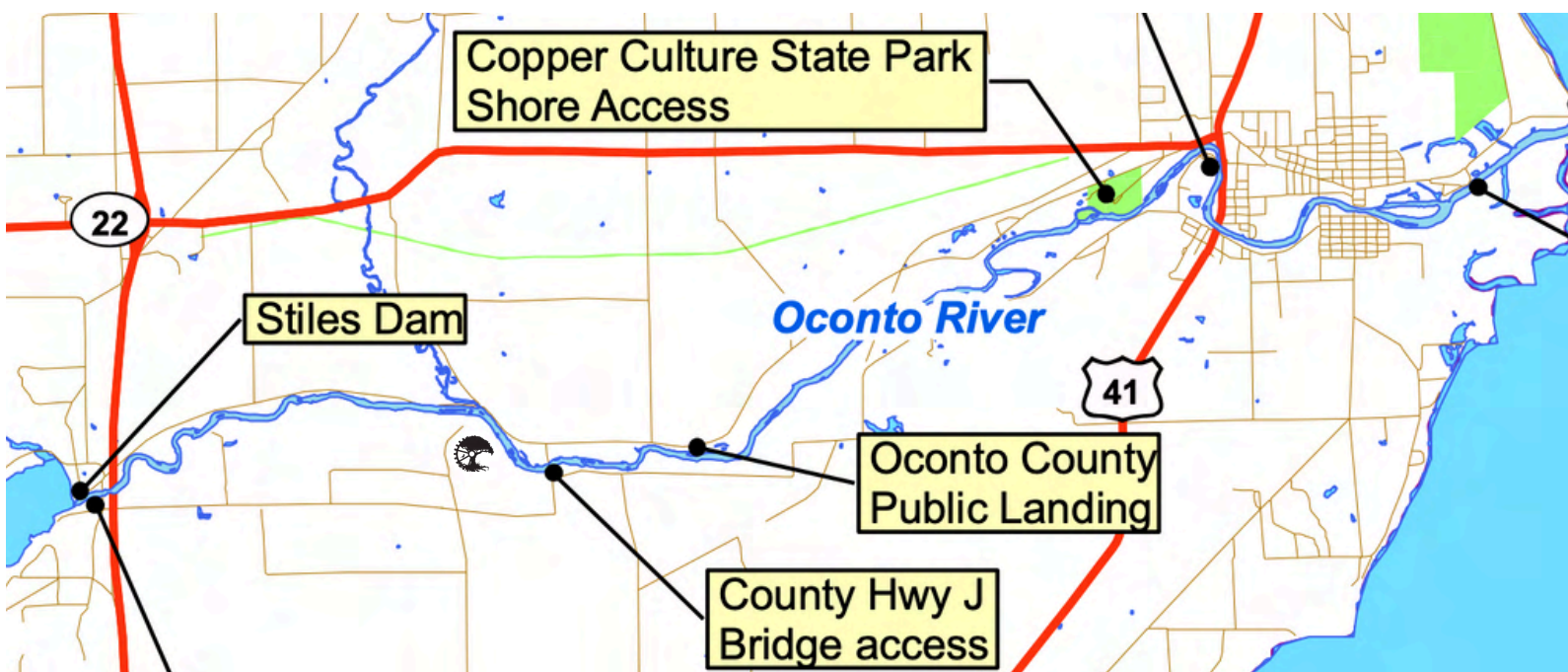
Tubbing & Kayaking

The Oconto River runs right past the Fernweh House, making it easy to launch a tube or kayak right from the backyard. We don't provide gear, but you're welcome to bring your own. You can float directly from the house or choose one of several spots upstream or downstream to start or finish your trip. (See the below map with public docking locations).

If you wanted to float all the way from the Fernweh House into Oconto, plan for about 3 to 4 hours by tube (faster by kayak, depending on current). The easiest way to get back is to have a fellow guest meet you at your exit spot, but Uber and Lyft rides are also available in the Oconto area and can bring you back to the house.

Tips for a great float:

- Season: The best time to float is late spring through early fall. By June the water is usually warm enough for swimming, and midsummer is the most popular season for tubing.
- Conditions: Water depth and speed vary. After heavy rains the current can be stronger. Always check the river before you head out.
- What to bring: Life jackets (recommended, especially for kids), water shoes (the riverbed can be rocky), sunscreen, a dry bag for phones and keys, and some drinks or snacks.
- Make it social: Bring bungee cords or rope to tie your tubes together, and consider a floating cooler for a true river picnic.
- Respect the river: Please carry out what you carry in, skip the glass bottles, and remember that much of the riverbank is private property. Use the marked pull-outs for stopping.
- Timing: Midday floats are sunny and lively, but evening floats can be especially peaceful. Just be sure to finish before dark.
- Nature calls: If you feel the water suddenly get warmer, do not worry. It is just someone embracing the "go with the flow" philosophy. The fish will not judge.




WINTER ACTIVITIES

CROSS COUNTRY SKIING

Machickanee Trails feature 8 miles of groomed routes through varied terrain. Trails range from beginner to advanced, with hills and curves for experienced skiers. A separate trail is available for snowshoers and hikers.



Directions



SNOW TUBING

Oconto Falls Tubing Hill offers nearly 900 feet of free, family-friendly snow tubing fun — no experience necessary. It's the perfect winter activity for all ages, whether you're looking for a relaxing glide or hoping to catch a little air off the jump. Simply bring your own snow tube, dress warmly, and get ready for a fun-filled day in the snow. After each run, a convenient rope tow pulls you back to the top, so you can enjoy more rides without the long climb. The hill is open during the winter season, with updates posted regularly on Facebook.



Directions

RENTALS

NORTHWOODS POWERSPORTS ADVENTURES

Northwoods Powersports Adventures offers year-round rentals of ATVs, UTVs, and snowmobiles, making it easy to explore the scenic trails of northern Wisconsin. They provide top-of-the-line equipment, including Can-Am and Ski-Doo models, with all the safety gear you need. Whether you're looking for a solo adventure or a group ride, their team is known for friendly service and expert local trail knowledge.

15309 Highway 32, Lakewood
www.northwoodspowersportsadventures.com
920-889-5367



OCONTO WATER FUN RENTALS

Oconto Water Fun Rentals offers full and half-day rentals of pontoons, fishing boats, and ski boats, making it easy to enjoy the waters of Oconto River and Green Bay. Their well-maintained fleet comes equipped with everything you need for a relaxing cruise, a day of fishing, or watersports with family and friends. Known for their easy booking process and friendly local service, they help guests make the most of their time on the water.

101 Neddo Street, Oconto, WI 54153
www.ocontowaterfunrentals.com
920-604-1826



CHECK-OUT

Check out time is at 11AM

We hope you enjoyed your stay with us! If you would like a later check-out time please contact us and we will do our best to accommodate your request.

DISHES

Please place all dirty dishes in the dishwasher and run it before you leave. This helps maintain the cleanliness of the home and prevents attracting insects.

TRASH & RECYCLES


Please dispose of all trash and recyclables in the dumpsters located behind the house, at the southeast corner. This helps us maintain cleanliness and prevent attracting insects.

PERISHABLES AND LEFTOVERS

Anything left in the fridge or counter will be disposed for sanitary reasons.

LOCK THE DOOR ON YOUR WAY OUT

When exiting, simply tap the keypad where the Yale logo is located. This action activates the locking mechanism and secures the door behind you.



BOOK DIRECT SAVE 10%

Come straight to us and get the same cozy river views, the same big windows during a storm, and the same nights by the fire... but with 10% off your next stay.

How it works:

1. Check Airbnb / Wander for available dates.
2. Text us at (310) 990-5702 or email: thefernwehhouse@gmail.com.
3. Tell us when you last stayed and the dates you'd like to return. *(Only returning guests are eligible for direct bookings)*
4. We'll confirm your reservation and apply the 10% returning guest discount.
5. Payment via Venmo / Zelle




 FOLLOW US
@THEFERNWEHHOUSE

WHERE DID YOU GET THAT?

12

Guests ask us all the time—Where did you get that couch? That mattress? Those lights under the stairs? Even the TV in the loft gets attention. So we made it easy to find everything.

We've curated a list of the most-loved items in the house—from the cloud couch everyone sinks into, to the cozy mattresses, clever lighting, and gear that makes this space feel like a getaway. Just scan the QR code to explore, and if you fall in love with something, you can bring it home (many items even come with a discount).



EMERGENCY

13

The following are the list of contacts and addresses in case of Emergency.

HSHS ST. CLARE MEMORIAL HOSPITAL

855 S Main St, Oconto Falls, WI 54154

(920) 846-3444

EMERGENCY SERVICES (POLICE, FIRE, AMBULANCE)

Dial 911 for any emergencies requiring immediate attention.

NON-EMERGENCY POLICE CONTACT

City of Oconto Police Department - 920-834-7700

DNR VIOLATIONS HOTLINE

Call 1-800-TIP-WDNR or 1-800-847-9367



THE CRAFTSMEN

THE FERNWEH HOUSE IS MORE THAN JUST A PLACE TO STAY—IT'S A VISION BROUGHT TO LIFE BY THE SKILLED HANDS OF TALENTED CRAFTSMEN AND TRADESPEOPLE. FROM THE FOUNDATION TO THE FINISHING TOUCHES, EACH ELEMENT OF THIS HOME WAS SHAPED WITH CARE, PRECISION, AND EXPERTISE. WE ARE GRATEFUL TO THE INCREDIBLE TEAM WHO HELPED TURN OUR DREAM INTO REALITY, AND WE'RE PROUD TO SHARE THEIR NAMES AND CONTACT INFORMATION HERE. IF YOU'RE EVER IN NEED OF TOP-NOTCH CRAFTSMANSHIP, THESE ARE THE PEOPLE WHO MADE IT HAPPEN.

01

Architect: Studio de le:u
Website: <https://studiode.us/>

02

Builders: Winterset Homes
Website: <https://www.wintersethomes.com/>

03

Windows: Pella
Website: <https://www.pella.com>

04

Ceiling & Wood Exterior: Woodpro Building Supply
Website: <https://woodprobuildingsupply.com/>

05

Tile: Ryan Konizter
Phone: 920-373-6104

06

Heating & Cooling: AMA Heating and Cooling
Website: <https://www.amaheating.com/>

07

Insulation: Comfort Pro Insulators
Website: <https://comfortproheatingandcooling.com/>

08

Metal Siding & Roof: American Metal Siding
Website: <https://www.americanmetalroofswi.com/>

09

Cabinets: V&A Custom Cabinets
Phone: 920-336-5841

10

Concrete: T&A Concrete
Phone: 920 897-3975

14

11

Water: Weslow Water
Website: <https://weslowwater.com/>

12

Electrical: Jake Rybicki
Phone: 920-430-2492

13

Plumbing: Ron Filz Plumbing
Website: <https://www.ronfilzplumbing.com/>

14

Structural Steel: Birschbach Manufacturing, LLC
Website: <https://www.birschbachmfg.com/>

15

Drywall & Plaster: Brandon Schoen
Website: <https://www.brandenschoenplastering.com/>

16

Sewer & Septic: Landis Excovating
Phone: 920-373-1193

17

Excavating & Gravel: Schaal Quarry and Trucking
Phone: 920-855-1404

18

Glass: Packerland Glass
Website: <https://www.packerlandglass.com/>

19

Cleaning Service: Clean Right Services
Website: <https://cleanrightservicesllc.com/>

20

Landscaping: Corey & Co. Landscaping LLC
Website: <https://ocontofallslandscaping.com/>

21

Window Cleaners: Middle Coast Window Cleaning
Website: <https://www.middlecoastwindowcleaning.com/>

22

A special thank you to Mike & Cindy Bittner and Teresa & Richard Iizuka - our family, our support system, and our biggest cheerleaders. From the very beginning of this journey, your encouragement, guidance, and unwavering support made all the difference. The Fernweh House wouldn't be what it is without you, and we are forever grateful.



The Fernweh House

*"The world is a book, and those who do not travel
read only one page."*

– St. Augustine

WWW.THEFERNWEH.HOUSE